

RELIC PROJECT TABLE

Designed for flexible co-working spaces, the Relic Project Table is an exciting evolution in the Relic design family. The height of the Relic Project Table can be electronically adjusted at the simple flick of a switch to create the ideal workstation for any task. Using market-leading lifting columns and discreetly hidden power cables, the Relic Project Table has the ability to adjust with ease from desk height to poseur height without compromising its beautiful sleek style.




FEATURES

- Height adjustable electric table
- Smart technology with app compatibility
- Ideal for collaboration & flexible workspaces
- Available in 4 sizes
- Optional castors for mobility
- Choose from a wide range of colours
- Large capacity power bank with ability to extend
- Optional Task Light integration



Scan to watch video



STEPS TO SPECIFY

Follow our guide and customise our products to suit your space


- 1
- 2
- 3
- 4
- 5

Select Format: Rectangle, Square or Round

- 1
- 2
- 3
- 4
- 5

Select Frame: Adjustable feet or Castors

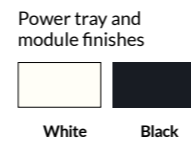
Black frame finish as standard. Other Frövi RAL frame finishes available - POA.



- 1
- 2
- 3
- 4
- 5


Select Power in Top: Powered or Non-powered

Relic Project Tables can be specified with or without integrated power in the top. Tables with Power are supplied with one or more steel lift-out power flaps that match the selected frame colour. The cable tray and power modules are White as standard but are available in Black on request.



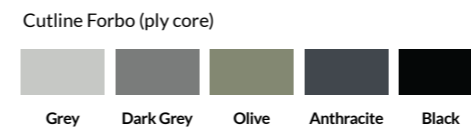


Standard power configuration for Relic Project Tables with Power

Power modules are available with one of the options below.




- 1
- 2
- 3
- 4
- 5

Select Top Finish: Cutline edge laminate



- 1
- 2
- 3
- 4
- 5

Select Accessories:





Relic Project Table
height 750 - 1050 mm

SIZE (MM)	ORDER CODE
	Cutline Edge
2100 x 1200	RSHA.BK.2112R
2800 x 1200	RSHA.BK.2812R



Relic Project Table with Castors
height 750 - 1050 mm

SIZE (MM)	ORDER CODE
	Cutline Edge
2100 x 1200	RSHA.BK.2112R.WCA
2800 x 1200	RSHA.BK.2812R.WCA



Relic Project Table with Power
height 750 - 1050 mm

SIZE (MM)	ORDER CODE
	Cutline Edge
2100 x 1200	RSHA.BK.2112R.WPV
2800 x 1200	RSHA.BK.2812R.WPV



Relic Project Table with Power and Castors
height 750 - 1050 mm

SIZE (MM)	ORDER CODE
	Cutline Edge
2100 x 1200	RSHA.BK.2112R.WPV.WCA
2800 x 1200	RSHA.BK.2812R.WPV.WCA



Relic Project Square Table
height 750 - 1050 mm

SIZE (MM)	ORDER CODE
	Cutline Edge
1600 x 1600	RSHA.BK.1616S



Relic Project Square Table with Castors
height 750 - 1050 mm

SIZE (MM)	ORDER CODE
	Cutline Edge
1600 x 1600	RSHA.BK.1616S.WCA



Relic Project Square Table with Power
height 750 - 1050 mm

SIZE (MM)	ORDER CODE
	Cutline Edge
1600 x 1600	RSHA.BK.1616S.WPV



Relic Project Square Table with Power and Castors
height 750 - 1050 mm

SIZE (MM)	ORDER CODE
	Cutline Edge
1600 x 1600	RSHA.BK.1616S.WPV.WCA



Relic Project Round Table
height 750 - 1050 mm

SIZE (MM)	ORDER CODE
	Cutline Edge
1800 dia	RSHA.BK.180D



Relic Project Round Table with Castors
height 750 - 1050 mm

SIZE (MM)	ORDER CODE
	Cutline Edge
1800 dia	RSHA.BK.180D.WCA



Relic Project Round Table with Power
height 750 - 1050 mm

SIZE (MM)	ORDER CODE
	Cutline Edge
1800 dia	RSHA.BK.180D.WPV



Relic Project Round Table with Power and Castors
height 750 - 1050 mm

SIZE (MM)	ORDER CODE
	Cutline Edge
1800 dia	RSHA.BK.180D.WPV.WCA