

# RELIC CLOUD

---

An original bold design that creates a statement centerpiece for any environment. Relic Cloud has been designed as a canvas to enable you to incorporate both biophilia and lighting options.



## FEATURES

---


Fully integrated cable management

Power and data options

Mobile versions available in specific sizes

Mesh hanging trays allow multiple fixing points

Quick Ship available on selected variations and finishes, see pages 12 - 17 for more information.





STEPS TO SPECIFY

Follow our guide and customize our products to suit your space

- 1
- 2
- 3
- 4
- 5
- 6

Select Format: With or without castors (92.5 x 62.9" size only)

- 1
- 2
- 3
- 4
- 5
- 6

Select Size

- 1
- 2
- 3
- 4
- 5
- 6

Select Power: Powered or Non-powered

Relic Cloud can be specified with or without integrated power. Tables with Power are supplied with one or more steel lift-out power flaps that match the selected frame color. The cable tray and power modules are White as standard but are available in Black on request.

Power tray and module finishes



White Black

Standard power configuration for Relic Cloud with Power

For power variations, the amount of power cut-outs per table varies depending on the length. Power modules per power cut-out are available with one of the options below.

Table Width	Power Cut-outs
92.5"	1
122 / 141.7"	2

Option A

Includes: 4x Power Outlets & 2x Twin USB Charge (1x Type-C & 1x Type-A USB Charge)



Option B

Includes: 4x Power Outlets & 1x Twin USB Charge (1x Type-C & 1x Type-A USB Charge) & 1x HDMI



Option C


No power modules. Cable tray only for customers own power.




- 1
- 2
- 3
- 4
- 5
- 6

Select Frame Finish: RAL or Raw Steel

RAL metal frame finishes



Metal frame finishes



Raw Steel

- 1
- 2
- 3
- 4
- 5
- 6

Select Top Type and Finish: Outline edge laminate or Sawn Oak




Outline edge top thickness 1"

Outline Standard Laminate




Outline Fenix



Sawn edge top thickness 1.1"

Sawn Oak




Sawn Weathered Oak



- 1
- 2
- 3
- 4
- 5
- 6

Select Accessories:



Discreet Power (See page 402 for more information)





**Relic Cloud**

height 78.5, table top height 29.5"

SIZE (Inch)	TOP PIECES	ORDER CODE
		<b>Cutline Edge</b>
		<b>RAL/Raw</b>
92.5 x 63	2	RSO.235.160
122 x 63	4	RSO.310.160
141.5 x 63	4	RSO.360.160



**Relic Cloud with Power**

height 78.5, table top height 29.5"

SIZE (Inch)	TOP PIECES	CUT-OUTS	ORDER CODE
			<b>Cutline Edge</b>
			<b>RAL/Raw</b>
92.5 x 63	2	1	RSO.235.160.WPV
122 x 63	4	2	RSO.310.160.WPV
141.5 x 63	4	2	RSO.360.160.WPV



**Relic Cloud on Castors**

height 78.5, table top height 29.5"

SIZE (Inch)	TOP PIECES	ORDER CODE
		<b>Cutline Edge</b>
		<b>RAL/Raw</b>
92.5 x 63	2	RSMO.235.160



**Relic Cloud on Castors with Power**

height 78.5, table top height 29.5"

SIZE (Inch)	TOP PIECES	CUT-OUTS	ORDER CODE
			<b>Cutline Edge</b>
			<b>RAL/Raw</b>
92.5 x 63	2	1	RSMO.235.160.WPV



**PLEASE NOTE: Power must be disconnected before moving the table.**

Specify power module option - see page 86 for more information. Price includes cut-out/s in table top, power flap, cable tray and power modules.