


# DISCREET POWER

- Can be retrofitted on Blume, Jig Social, Slenda Table and Relic ranges
- Discreetly placed under table tops using our integrated cable management system
- Keeps work surfaces clear of power cut-outs, perfect for multi-use breakout spaces
- Two options of power modules available
- Can be positioned anywhere along the length of the table
- Available in White


# DUET POWER

- Can be added to or retrofitted on Snug, Alto, Jig, and Huddle Modular sofa ranges
- Can be positioned on a work surface or mounted to the underframe of the sofa or table top
- Two options of power modules available
- Able to be retrofitted on all Booths and Sofas
- Available in Black

**1**  
Select Power:



2x Power Outlets




1x Power &  
1x Twin USB Charge  
(1x Type-C & 1x Type-A)

### Discreet Power


POWER TYPE	ORDER CODE		
	For Relic	For Slenda	For Jig Social
2 x Power Outlets	DPPM.RT.A/WH	DPPM.ST.A/WH	DPPM.JS.A/WH
1 x Power Outlets & 1 x Twin USB	DPPM.RT.B/WH	DPPM.ST.B/WH	DPPM.JS.B/WH

Other power and data options available on request

**1**  
Select Power:



2x Power Outlets



1x Power Outlet &  
1x Twin USB Charge  
(1x Type-C & 1x Type-A)

### Duet Power

DESCRIPTION	ORDER CODE
<b>Under Sofa or Table Mounted</b>	
2 x Power Outlets	DUPM.SMP.A/BK
1 x Power Outlets & 1 x Twin USB	DUPM.SMP.B/BK
<b>Table Top Mounted</b>	
2 x Power Outlets	DUPM.TMP.A/BK
1 x Power Outlets & 1 x Twin USB	DUPM.TMP.B/BK

