

JIG SOCIAL

A timeless range of tables available in a wide range of sizes and finishes. Handcrafted from solid oak, Jig Social is a warm and inviting place to meet. Practical for hot desking and collaboration.




FEATURES

- Hand crafted solid oak frame
- Integrated cable management in all table legs
- Available in a range of shapes, heights and sizes
- Optional power and data ports
- Inset central leg on tables over 3m to allow uninterrupted seating
- Wide range of top colors and finishes




STEPS TO SPECIFY

Follow our guide and customize our products to suit your space



Select Height: Standard or Bar height



Select Frame Finish: Natural or Black Oak

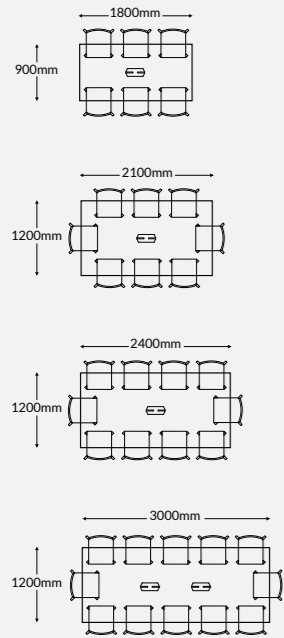
Wood frame finishes



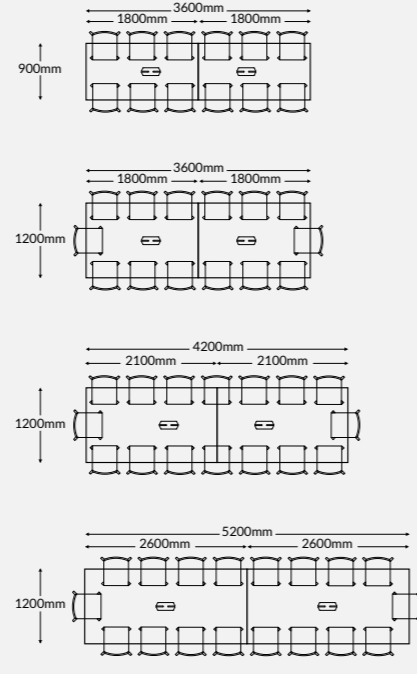
Natural Oak Black Oak



Select Size:
Example sizes with chair configurations below, see page 92 for full range of sizes.



Diagrams show a 19.6" chair placed around the tables as seating capacity indication only. Capacity can be increased with the use of benches. Tables over 118.1" are more than one-piece tops, seams as shown below.



Select Power: Powered or Non-powered

Jig Social Tables can be specified with or without integrated power. Tables with Power are supplied with one or more steel lift-out power flaps that match the selected frame color. The cable tray and power modules are White as standard but are available in Black on request.

Power tray and module finishes



White Black

Standard power configuration for Jig Social Tables with Power

For power variations, the amount of power cut-outs per table varies depending on the length. Power modules per power cut-out are available with one of the options below.

Table Length	Power Cut-outs
62.9 to 94.4"	1
118.1" to 248"	2*

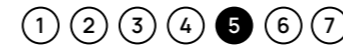
Option A
Includes: 4x Power Outlets & 2x Twin USB Charge (1x Type-C & 1x Type-A USB Charge)



Option B
Includes: 4x Power Outlets & 1x Twin USB Charge (1x Type-C & 1x Type-A USB Charge) & 1x HDMI




Option C
No power modules. Cable tray only for customers own power.

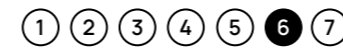
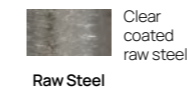


Select Lift-out Power Flap Finish: RAL or Raw Steel

RAL metal frame finishes



Metal frame finishes



Select Top Type and Finish: Cutline edge laminate



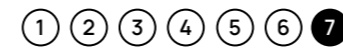

Cutline Standard Laminate




Cutline Fenix



Cutline Rustic



Select Accessories:



Discreet Power
(See page 402 for more information)



Integrated cable management and levelling feet



Lift-out power flap





Jig Social Table
height 29, top thickness 1"

SIZE (Inch)	TOP PIECES	ORDER CODE	
		Natural Oak Frame	Black Oak Frame
		Cutline Edge	
71 x 35.5	1	JST.NOK.180.90.1	JST.BOK.180.90.1
82.5 x 47	1	JST.NOK.210.120.1	JST.BOK.210.120.1
94.5 x 47	1	JST.NOK.240.120.1	JST.BOK.240.120.1
118 x 47	1	JST.NOK.300.120.1	JST.BOK.300.120.1
141.5 x 47	2	JST.NOK.360.120.2	JST.BOK.360.120.2
165.5 x 47	2	JST.NOK.420.120.2	JST.BOK.420.120.2
204.5 x 47	2	JST.NOK.520.120.2	JST.BOK.520.120.2
236 x 47	3	JST.NOK.600.120.3	JST.BOK.600.120.3



Jig Social Table with Power
height 29, top thickness 1"

SIZE (Inch)	TOP PIECES	CUT-OUTS	ORDER CODE	
			Natural Oak Frame	Black Oak Frame
			Cutline Edge	
71 x 35.5	1	1	JST.NOK.180.90.1.WPV	JST.BOK.180.90.1.WPV
82.5 x 47	1	1	JST.NOK.210.120.1.WPV	JST.BOK.210.120.1.WPV
94.5 x 47	1	1	JST.NOK.240.120.1.WPV	JST.BOK.240.120.1.WPV
118 x 47	1	2	JST.NOK.300.120.1.WPV	JST.BOK.300.120.1.WPV
141.5 x 47	2	2	JST.NOK.360.120.2.WPV	JST.BOK.360.120.2.WPV
165.5 x 47	2	2	JST.NOK.420.120.2.WPV	JST.BOK.420.120.2.WPV
204.5 x 47	2	2	JST.NOK.520.120.2.WPV	JST.BOK.520.120.2.WPV
236 x 47	3	2	JST.NOK.600.120.3.WPV	JST.BOK.600.120.3.WPV



Jig Social Bar Height Table
height 29, top thickness 1"

SIZE (Inch)	TOP PIECES	ORDER CODE	
		Natural Oak Frame	Black Oak Frame
		Cutline Edge	
71 x 35.5	1	JSP.NOK.180.90.1	JSP.BOK.180.90.1
82.5 x 47	1	JSP.NOK.210.120.1	JSP.BOK.210.120.1
94.5 x 47	1	JSP.NOK.240.120.1	JSP.BOK.240.120.1
118 x 47	2	JSP.NOK.360.120.2	JSP.BOK.360.120.2
141.5 x 47	2	JSP.NOK.420.120.2	JSP.BOK.420.120.2



Jig Social Bar Height Table with Power
height 29, top thickness 1"

SIZE (Inch)	TOP PIECES	CUT-OUTS	ORDER CODE	
			Natural Oak Frame	Black Oak Frame
			Cutline Edge	
71 x 35.5	1	1	JSP.NOK.180.90.1.WPV	JSP.BOK.180.90.1.WPV
82.5 x 47	1	1	JSP.NOK.210.120.1.WPV	JSP.BOK.210.120.1.WPV
94.5 x 47	1	1	JSP.NOK.240.120.1.WPV	JSP.BOK.240.120.1.WPV
118 x 47	2	2	JSP.NOK.360.120.2.WPV	JSP.BOK.360.120.2.WPV
141.5 x 47	2	2	JSP.NOK.420.120.2.WPV	JSP.BOK.420.120.2.WPV

Specify power module option - see page 92 for more information. Price includes cut-out/s in table top, power flap, cable tray and power modules.