


RELIC CLOUD

The original bold design that creates a statement centrepiece for any environment and allows users to collaborate in a semi enclosed environment through the canopy enclosure. As the office landscape has evolved so has the footprint required to collaborate. This has created a need for both smaller individual collaboration surfaces and continuous runs in various table heights. Relic Cloud has been designed as a canvas to enable you to incorporate both biophilia and lighting options.



FEATURES

- Fully integrated cable management
- Various sizes of units catering for more compact spaces and large open plan spaces
- Available in dining and poseur heights
- Power and data options
- Mesh hanging trays allow multiple fixing points
- Optional cable management lighting pack to work with Peak Light



STEPS TO SPECIFY RELIC CLOUD

Follow our guide and customise our products to suit your space

- 1
- 2
- 3
- 4
- 5
- 6

Select Format: With or without castors

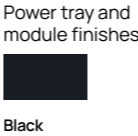
- 1
- 2
- 3
- 4
- 5
- 6

Select Size

- 1
- 2
- 3
- 4
- 5
- 6

Select Power: Powered or Non-powered

Relic Cloud can be specified with or without integrated power. Tables with Power are supplied with one or more steel lift-out power flaps that match the selected frame colour. The cable tray and power modules are only available in Black.




Standard power configuration for Relic Cloud with Power

For power variations, the amount of power cut-outs per table varies depending on the length. Power modules per power cut-out are available with one of the options below.


Table Width	Power Cut-outs
2350mm	1
3100mm / 3600mm	2 - Please specify each power module.

- Option A: 4x UK Power & 2x Twin USB Charge (1x Type-C & 1x Type-A USB Charge)
- Option B: 4x UK Power, 1x Twin USB Charge (1x Type-C & 1x Type-A), 1x CAT6 & 1x HDMI



- 1
- 2
- 3
- 4
- 5
- 6

Select Frame Finish: Black metal frame as standard. Premium RAL colours and Raw Steel also available, subject to a price uplift.



Premium RAL frame finishes, subject to a price uplift




Metal frame finishes



- 1
- 2
- 3
- 4
- 5
- 6

Select Top Type and Finish: Cutline edge laminate



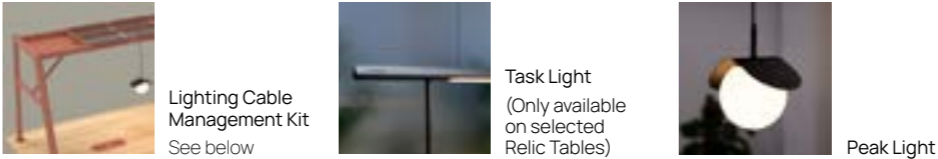
Other finishes are available, contact us for more information - Price on application



- 1
- 2
- 3
- 4
- 5
- 6

Select Accessories:

Relic Cloud



Relic Cloud has been perfectly designed to incorporate hanging pendant lights from the mesh panels on the canopy. For concealed cable management an optional lighting cable management kit is required per table.

Each kit includes one cable tray, cable management channel (matching RAL to frame finish), 2m 6-way extension lead, 5m single extension lead and table switch.

£576



Relic Cloud
total height 2000mm
table height 750mm

SIZE (MM)	TOP PIECES	CUT-OUTS	ORDER CODE				
			Cutline Edge	Standard	Rustic	Fenix	
			Frame Finish:	Black	Black	Black	Premium RALs
2350 x 1600	2	1	RSO.235.160				
3100 x 1600	4	2	RSO.310.160				
3600 x 1600	4	2	RSO.360.160				
4970 x 1600	6	3	RSO.497.160				



Power Flaps are
£847 per number
of cutouts required

Accessories

DESCRIPTION	ORDER CODE	
Lighting Cable Management (2350 - 3600) x1	RCDCMK	
Lighting Cable Management (4970) x2	RCDCMK	



PLEASE NOTE: Power must be disconnected before moving the table.
Specify power module option. Price includes cut-out/s in table top, power flap, cable tray and power modules.