

# MONO TABLE

---

A design driven pedestal base table, available in a range of finishes, and incorporating power.

A re-imagined retro piece of the workplace; both stylish and functional, a true statement of agile working



Mono Table shown with Jig Upholstered



Mono Poseur Table shown with Era

## FEATURES

---

- Power and cable management options
- Available in a wide range of top sizes, circular and square
- Available in two height options
- Base available in a wide range of finishes
- Height adjustable levelling feet




Mono Poseur Table with Power with  
Dusky Blue frame and White top

## STEPS TO SPECIFY

Follow our guide and customize our products to suit your space



Select Height: Standard or Poseur



Select Size



Select Power:

Solo Power Unit supplied with concealed cable management down table leg.



**Solo power unit**

1x Power Outlet & 1x Twin USB Charge  
(1x Type-A & 1x Type-C)

Available in Black or White



Select Top Type and Finish: Cutline edge laminate or MFC




Cutline edge

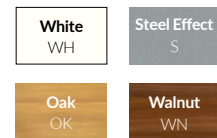


MFC


### Cutline Standard Laminate



### MFC Finishes



### Cutline Rustic



### Cutline Fenix

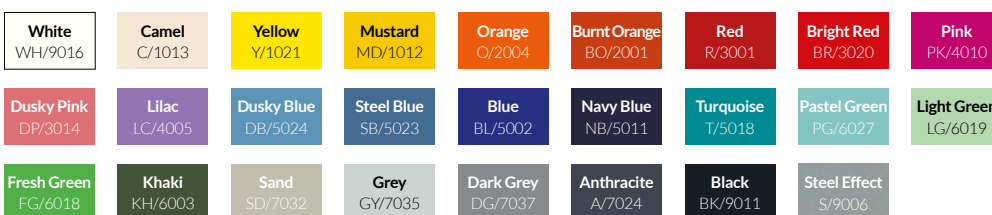


### Cutline Forbo



Select Frame Finish: Colored or Raw Steel

### RAL metal frame finishes



### Metal frame finish



**Note:** Limitations in the reprographics process mean absolute color accuracy cannot be guaranteed. Where color matching is critical, a sample of the material can be provided on request. Please enquire if you require help with combinations and bespoke color choices.



**Mono Square Table**  
height 29.1"

TOP TYPE	SIZE (IN)	ORDER CODE
MFC	23.6 x 23.6	MPT/*66M*
	31.5 x 31.5	MPT/*88M*
Cutline	23.6 x 23.6	MPT/*66CL*
	31.5 x 31.5	MPT/*88CL*



**Mono Square Table with Power**  
height 29.1"

TOP TYPE	SIZE (IN)	ORDER CODE
MFC	23.6 x 23.6	MPTP/*66M*-NA
	31.5 x 31.5	MPTP/*88M*-NA
Cutline	23.6 x 23.6	MPTP/*66DCL*-NA
	31.5 x 31.5	MPTP/*88DCL*-NA



**Mono Round Table**  
height 29.1"

TOP TYPE	SIZE (IN)	ORDER CODE
MFC	23.6 dia	MPT/*6DM*
	31.5 dia	MPT/*8DM*
	35.4 dia	MPT/*9DM*
	39.4 dia	MPT/*10DM*
	47.2 dia	MPT/*12DM*
Cutline	23.6 dia	MPT/*6DCL*
	31.5 dia	MPT/*8DCL*
	35.4 dia	MPT/*9DCL*
	39.4 dia	MPT/*10DCL*
	47.2 dia	MPT/*12DCL*



**Mono Round Table with Power**  
height 29.1"

TOP TYPE	SIZE (IN)	ORDER CODE
MFC	23.6 dia	MPTP/*6DM*-NA
	31.5 dia	MPTP/*8DM*-NA
	35.4 dia	MPTP/*9DM*-NA
	39.4 dia	MPTP/*10DM*-NA
	47.2 dia	MPTP/*12DM*-NA
Cutline	23.6 dia	MPTP/*6DCL*-NA
	31.5 dia	MPTP/*8DCL*-NA
	35.4 dia	MPTP/*9DCL*-NA
	39.4 dia	MPTP/*10DCL*-NA
	47.2 dia	MPTP/*12DCL*-NA



**Mono Round Poseur Table**  
height 41.3"

TOP TYPE	SIZE (IN)	ORDER CODE
MFC	23.6 dia	MPPT/*6DM*
	31.5 dia	MPPT/*8DM*
Cutline	23.6 dia	MPPT/*6DCL*
	31.5 dia	MPPT/*8DCL*



**Mono Round Poseur Table with Power**  
height 41.3"

TOP TYPE	SIZE (IN)	ORDER CODE
MFC	23.6 dia	MPPTP/*6DM*-NA
	31.5 dia	MPPTP/*8DM*-NA
Cutline	23.6 dia	MPPTP/*6DCL*-NA
	31.5 dia	MPPTP/*8DCL*-NA

\*Finish code required.